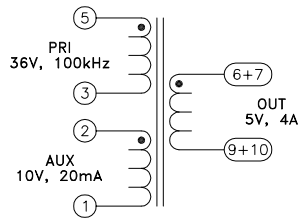
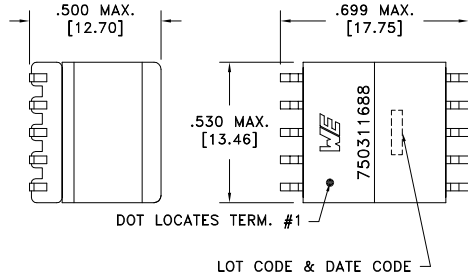
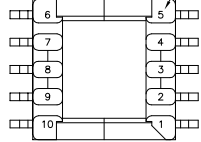


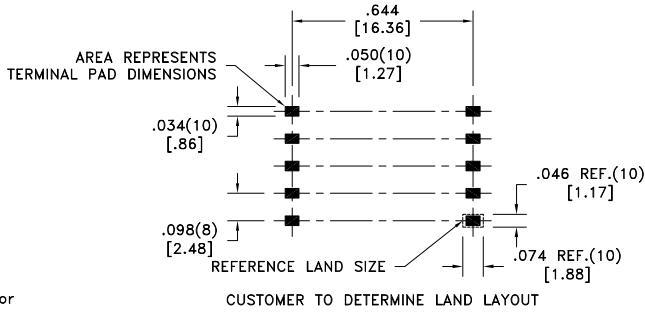
| | | |
|-------------------|------|---------------|
| CUSTOMER TERMINAL | RoHS | LEAD(Pb)-FREE |
| Sn96%, Ag4% | Yes | Yes |



TERM. NO.'s FOR REF. ONLY



Application of the transformer allows for the leadwires between terminals 6&7 and 9&10 to solder bridge.



ELECTRICAL SPECIFICATIONS @ 25°C unless otherwise noted:

| PARAMETER | TEST CONDITIONS | VALUE |
|--------------------|---|------------------------|
| D.C. RESISTANCE | 1-2 @20°C | 0.140 ohms ±10% |
| D.C. RESISTANCE | 3-5 @20°C | 0.080 ohms ±20% |
| D.C. RESISTANCE | 6-9 tie(6+7, 9+10), @20°C | 0.008 ohms ±20% |
| INDUCTANCE | 3-5 10kHz, 100mVAC, Ls | 50uH ±10% |
| SATURATION CURRENT | 20% rolloff from initial | 3.1A |
| LEAKAGE INDUCTANCE | 3-5 tie(1+2, 6+7+9+10), 100kHz, 100mVAC, Ls | 600nH typ., 1.2uH max. |
| DIELECTRIC | 1-9 tie(2+3, 6+7), 1875VAC, 1 second | 1500VAC, 1 minute |
| DIELECTRIC | 1-5 625VAC, 1 second | 500VAC, 1 minute |
| TURNS RATIO | (5-3):(2-1) | 2.5:1, ±1% |
| TURNS RATIO | (5-3):(6-9), tie(6+7, 9+10) | 5:1, ±1% |

GENERAL SPECIFICATIONS:

OPERATING TEMPERATURE RANGE: -40°C to +125°C including temp rise.

Wire insulation & RoHS status not affected by wire color.
Wire insulation color may vary depending on availability.

| | | | | | | |
|------|-------|--|--|--|-------------------------------------|------------------------------|
| REV. | DATE | Packaging Specifications Method: Tape & Reel PKG-0499 www.we-online.com/midcom | | Tolerances unless otherwise specified: Angles: ±1° Fractions: ±1/64 Decimals: ±.005 [.13] Footprint: ±.005 [.13] | DRAWING TITLE TRANSFORMER | PART NO. 750311688 |
| 6B | 5/15 | | | This drawing is dual dimensioned. Dimensions in brackets are in millimeters. | eiSos p/n: 750311688 | |
| 6A | 11/10 | SEE REVISION SHEET FOR REVISION LEVEL | | | | SPECIFICATION SHEET 1 OF 1 |