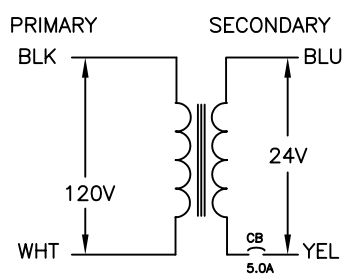
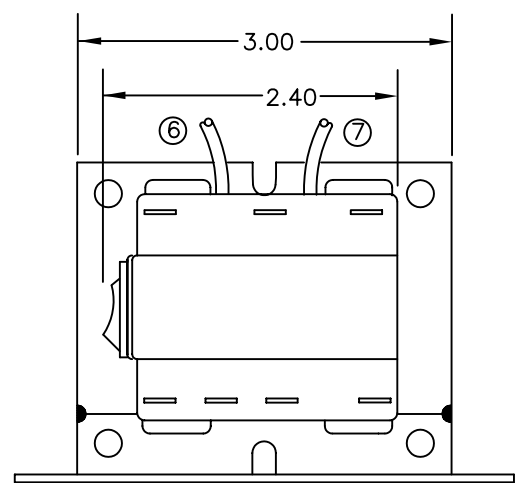
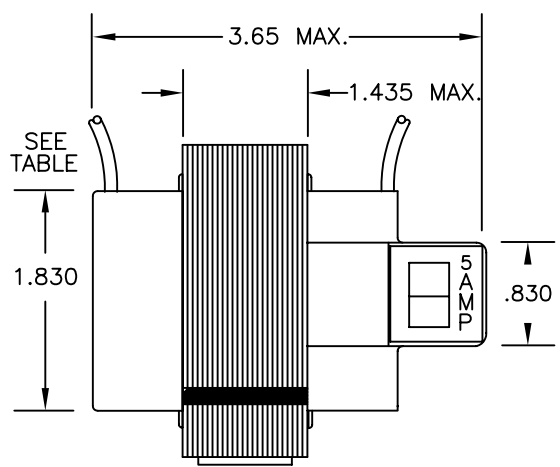
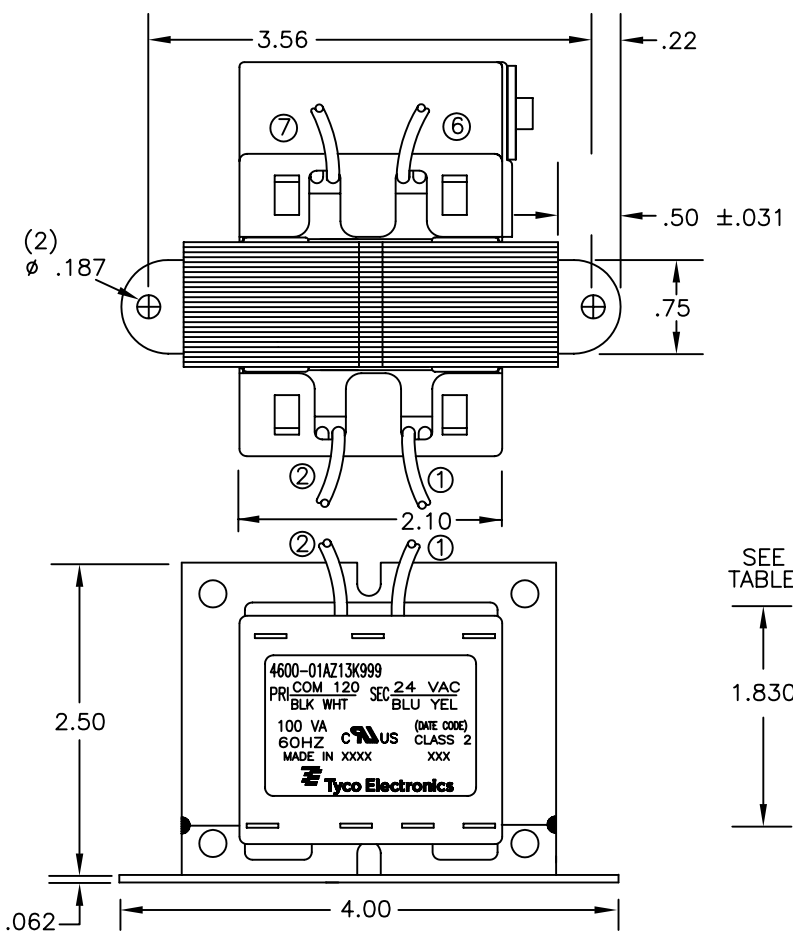


THIS DRAWING IS UNPUBLISHED. RELEASED FOR PUBLICATION
 © COPYRIGHT - BY TYCO ELECTRONICS CORPORATION. ALL RIGHTS RESERVED.

LOC	DIST	REVISIONS					
GZ	00	P	LTR	DESCRIPTION	DATE	DWN	APVD
		A		NPR-PU09-004	08JAN09	KH	HT

ALL LEADS 18AWG--UNLESS OTHERWISE SPECIFIED				NOTES		CERTIFICATION:		
PRIMARY				1. DIMENSIONS FOR REFERENCE ONLY.		UL/CUL FILE NO. E87824		
LEAD NO.	1	2		2. ALL LEADS +1"/-0" TOL.		SECONDARY		
VOLTAGE	COM	120		3. STRIP TOL. ±1/32		LEAD NO.	6	7
COLOR	BLK	WHT		4. WINDING PROTECTION--		VOLTAGE	24	VAC
LENGTH	12.0	12.0		5.0 AMP CIRCUIT BREAKER		COLOR	BLU	YEL
STRIP LENGTH	.50	.50		IN SECONDARY		LENGTH	12.0	12.0
				NON-INHERENTLY LIMITED		STRIP LENGTH	.50	.50



SCHEMATIC

TYCO ELECTRONICS PART NUMBER
1672433-2

THIS DRAWING IS A CONTROLLED DOCUMENT.		DWN	K.H.	08JAN09	Tyco Electronics Corporation Harrisburg, PA 17105-3608		
DIMENSIONS: INCHES		CHK	DH	08JAN09			
TOLERANCES UNLESS OTHERWISE SPECIFIED:		APVD	HT	08JAN09			
0 PLC ± - 1 PLC ± - 2 PLC ± .01 3 PLC ± .005 4 PLC ± - ANGLES ± -		NAME		PRODUCT SPEC			
MATERIAL		FINISH		APPLICATION SPEC	TRANSFORMER OUTLINE P.U. STOCK		
		WEIGHT		SIZE	CAGE CODE	DRAWING NO	RESTRICTED TO
				A3	00779	C=4600-01AZ13K999	
CUSTOMER DRAWING				SCALE	1:1	SHEET	1 OF 1
						REV	A