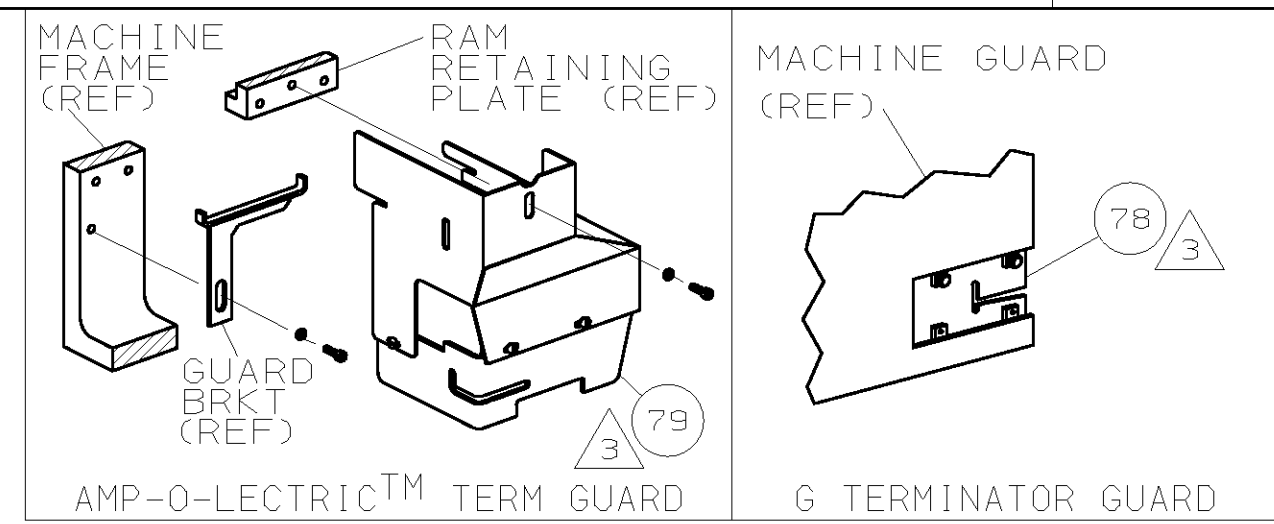


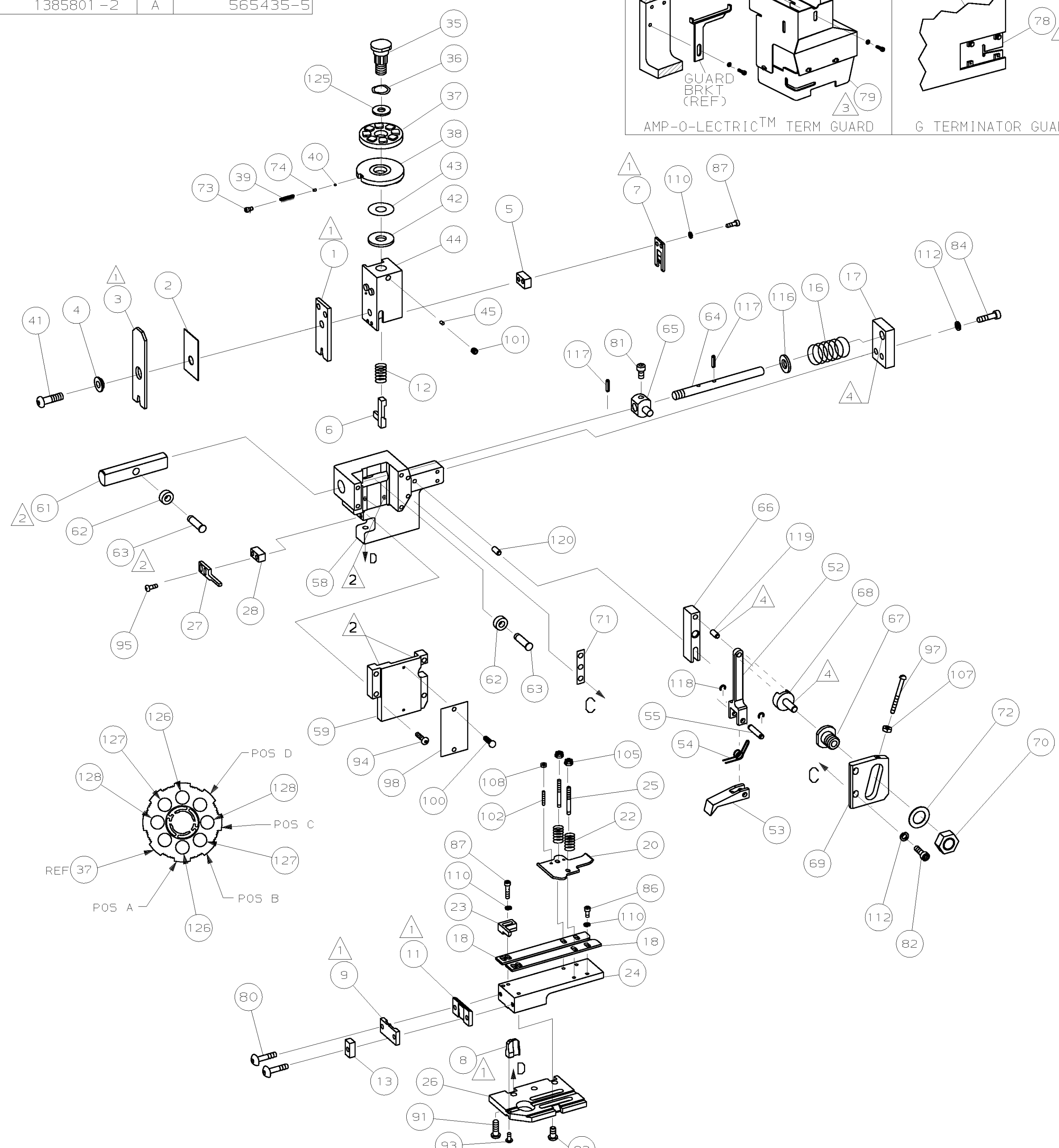
PART NUMBER	REV	FIRST USED
1385801-1	A	122500-1
1385801-2	A	565435-5



TERMINAL NAME: RECEPTACLE, FASTON, .187 SERIES			
1742102	AMP	TERMINAL	AMP CRIMP SPECS
	PAD LTR	CRIMP HEIGHT	WIRE SIZE
	A	.057 ±.002 [1.45 ±0.05mm]	16
	B	.050 ±.002 [1.27 ±0.05mm]	18
	C	.046 ±.002 [1.17 ±0.05mm]	20
	D	NOT USED	
	CRIMP	SIZE	TYPE
	WIRE	.090 [2.29mm]	F
	INSUL	.110 [2.79mm]	F
			RANGE
			20-16
			.070-.100

-1		LEADMAKER & BENCH MODEL G	MECH POST FEED		
-2		BENCH MODEL K	MECH POST FEED		
REF	REF	- A	22594-8	NUT, HEX	70
REF	REF	- B	240628-1	PLATE, ADJ	69
REF	REF	- B	240626-1	SHAFT, PIVOT	68
REF	REF	- B	240633-1	BUSHING	67
REF	REF	- A	455680-1	LEVER, INTERMEDIATE	66
REF	REF	- B	240629-1	BLOCK, PIVOT	65
REF	REF	- A	240632-2	SCR, ADJ	64
REF	REF	- B	240659-3	PIN, CAM ROLLER	63
REF	REF	- B	240658-1	CAM, ROLLER	62
REF	REF	- B	454398-1	ROD, FEED	61

THIS DRAWING IS A CONTROLLED DOCUMENT.

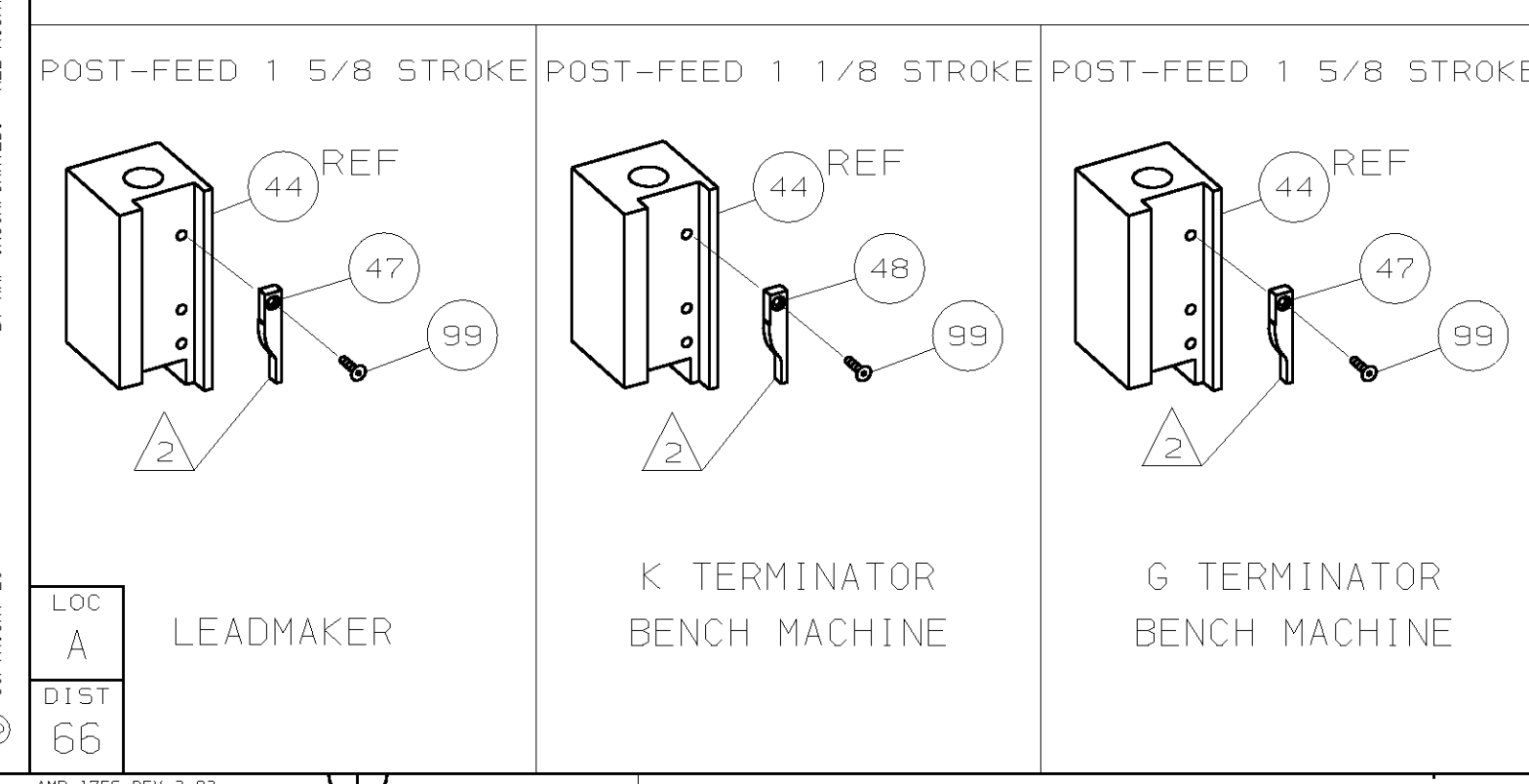


WIRE STRIP LENGTH	TERM APPL SPEC	FEED	APPL INSTRUCTION	SET UP GAGE	LAYOUT
.162-.179	114-2036	.650	408-8039	458638-1	L3016

2	2	-	C	3-354779-4	PIN, WIRE DISC (.3160)C	129
2	2	-	C	2-354779-6	PIN, WIRE DISC (.3120)B	127
2	2	-	C	1-354779-0	PIN, WIRE DISC (.3040)A	126
1	1	-	A	986950-1	WASHER, FLAT PRECISION	125
1	1	-	A	217238-1	GENERAL INSTRUCTION PACKAGE	124
1	1	-	-	4088039	EF APPL INST 408-8039	123
						122
						121
REF	REF	-	A	1-21030-7	PIN, DOWEL (Ø.187x1.50)H5G	120
REF	REF	-	A	1-21030-1	PIN, DOWEL (Ø.187x.50)LEVER	119
REF	REF	-	A	21045-3	RING, RET "C" (Ø.187)FD PIN	118
REF	REF	-	A	5-21028-1	PIN, STD SPRING (Ø.12)FD ADJ ROD	117
REF	REF	-	A	21899-4	WASHER, FLAT (Ø5/16)SCR ADJ	116
						115
						114
						113
REF	REF	-	A	21024-5	WASHER, LOCK (NO.10)FD ROD GDE	112
7	7	-	A	21024-4	WASHER, LOCK (NO.8)SHEAR BL	110
						109
2	2	-	A	21018-4	NUT, HEX (4-40)DRAG	108
REF	REF	-	A	21018-5	NUT, HEX (6-32)FD ADJ PL	107
						106
2	2	-	A	21022-2	NUT, HEX 5L (8-32)DRAG STUD	105
						104
						103
2	2	-	A	2-21006-6	SCR, SKT SET (4-40x.62)DRAG	102
1	1	-	A	21009-2	SCR, SKT SET (1/4-20x.25 )RAM	101
2	2	-	A	21017-2	SCR, DRIVE (#2x.19) ID PLATE	100
1	1	-	A	1-21002-7	SCR, BHC (6-32x.38)CAM	99
1	1	-	B	461264-1	PLATE, IDENTIFICATION	98
REF	REF	-	A	6-23715-5	SCR, PAN HD (6-32x1.50)FEED ADJ	97
						96
2	2	-	A	2-21002-2	SCR, BHC (8-32x.50)STRIPPER	95
REF	REF	-	A	2-21002-9	SCR, BHC (10-32x.75)H5G CAP	94
1	1	-	A	22733-8	SCR, BHC (8-32x.38 LW)ANVIL	93
4	4	-	A	3-21002-3	SCR, BHC (1/4-20x.50)ST 6D PL	92
REF	REF	-	A	2-22733-8	SCR, BHC (1/4-20x.62)BASE PL	91
						90
						89
						88
2	2	-	A	2-21000-8	SCR, 5HC (8-32x.62)SLUG BLADE	87
3	3	-	A	2-21000-5	SCR, 5HC (8-32x)STRIP GUIDE	86
						85
3	REF	-	A	3-21000-7	SCR, 5HC (10-32x.75)FEED ROD GDE	84
						83
REF	REF	-	A	3-21000-6	SCR, 5HC (10-32x.62)FEED ADJ PL	82
REF	REF	-	A	3-21000-4	SCR, 5HC (10-32x.38)PIVOT BLOCK	81
2	2	-	A	2-21002-9	SCR, BHC (10-32x.75)SHEAR PL	80
REF	REF	-	A	455745-1	GUARD, WINDOW	79
-	REF	-	A	679532-1	INSERT, GUARD	78
						77
						76
						75
1	1	-	A	690603-1	SPRING, ASSIST	74
1	1	-	A	23030-1	SCR, SKT CAP (6-32x.25)CP DSC	73
REF	REF	-	A	458109-1	WASHER, FLAT (SPECIAL)	72
REF	REF	-	A	690517-1	SPACER	71

						60
REF	REF	-	C	454220-1	CAP, RAM	59
REF	REF	-	D	453736-1	HOUSING	58
						57
						56
REF	REF	-	B	240624-1	PIN, FEED FINGER	55
REF	REF	-	B	691499-1	SPRING, FEED FINGER	54
REF	REF	-	B	240635-1	FINGER, FEED	53
REF	REF	-	B	240634-1	LEVER, TERMINAL	52
						51
						50
						49
1	-	-	B	690501-3	CAM, POST FEED 1 1/8 ST	48
-	1	-	B	690501-4	CAM, POST-FEED 1 5/8 ST	47
						46
1	1	-	A	690191-1	PLUG, NYLON	45
1	1	-	C	455674-1	RAM	44
1	1	-	A	690125-1	WASHER, LAMINATED	43
1	1	-	A	690124-1	WASHER, RAM	42
1	1	-	A	7-21002-9	BOLT, CRIMPER (5/16-24x1.00)	41
1	1	-	A	23241-6	BALL, STEEL	40
1	1	-	A	690170-1	SPRING, COMPRESSION	39
1	1	-	C	690142-1	DISC, INSULATION	38
1	1	-	D	354777-1	DISC, WIRE	37
1	1	-	A	22480-5	WASHER, SPRING	36
1	1	-	B	690212-1	POST, RAM	35
						34
						33
1	1	-	D	458980-1	APPLICATOR, BASIC (SUB ASSY)	32
						31
						30
						29
1	1	-	B	3-690451-7	SPACER, STRIPPER	28
1	1	-	A	240639-1	STRIPPER	27
REF	REF	-	C	455676-1	PLATE, BASE	26
2	2	-	A	22354-8	DRAG, STUD	25
1	1	-	B	455678-1	PLATE, STRIP GUIDE	24
1	1	-	C	240825-4	PLATE, STRIP HOLD DOWN	23
2	2	-	A	4-22281-1	SPRING, DRAG	22
						21
1	1	-	A	454177-1	DRAG, STOCK	20
						19
2	2	-	C	454204-2	GUIDE, STRIP (FRONT)	18
REF	REF	-	A	454178-1	GUIDE, FEED ROD	17
REF	REF	-	A	6-22284-4	SPRING, FEED RETURN	16
						15
						14
1	1	-	C	690481-2	SPACER, HOLD DOWN	13
1	1	-	A	23846-1	SPRING, HOLD DOWN	12
1	1	-	B	240644-1	PLATE, REAR SHEAR	11
						10
1	1	-	B	690482-6	PLATE, FRONT SHEAR	9
1	1	-	D	7-356038-3	ANVIL	8
1	1	-	B	4-690474-1	BLADE, SLUG	7
1	1	-	D	1-455892-2	HOLD DOWN, TERMINAL	6
1	1	-	C	6-240641-4	SPACER, SLUG BLADE	5
1	1	-	B	238009-4	SPACER, BLOCK CRIMPER	4
1	1	-	C	6-456134-5	CRIMPER, INSULATION	3
1	1	-	B	455888-5	SPACER, CRIMPER	2
1	1	-	C	2-456406-3	CRIMPER, WIRE	1



- 1 RECOMMENDED SPARE PARTS.
- 2 GREASE LIGHTLY.
- 3 GUARD MUST BE IN PLACE WHEN OPERATING APPLICATOR IN A BENCH MACHINE.
- 4 LUBRICATE DAILY USING NO. 20 MACHINE OIL.
- 5. ITEMS WITH QTY OF REF SPECIFIED (EXCEPT ITEMS 78 AND 79) ARE USED ON ITEM 32.
- 6 ITEM 78 USED WITH G TERMINATOR ONLY.

QTY	RECD	PER	ASSY	PARTS LIST
-2	-1	U/M	DWG SIZE	PART NO DESCRIPTION ITEM NO

QTY	RECD	PER	ASSY	PARTS LIST
-2	-1	U/M	DWG SIZE	PART NO DESCRIPTION ITEM NO

REVISION OF EACH ASSY NO (WHEN BLANK, USE DWG REVISION)

DIMENSIONS IN INCHES. DO NOT SCALE PRINT. TOLERANCES UNLESS OTHERWISE SPECIFIED:  
2 PLC DEC ±  
3 PLC DEC ±  
4 PLC DEC ±  
ANGLES ±  
SURF TEXTURE: ✓  
REMOVE BURRS, BREAK SHARP EDGES R.015 MAX

MATL - HT TR - FIN -  
DR B.HIGMAN 20JUL04 APP T.ELBIN 20JUL04  
CHK - REL -  
NAME END FEED HDM APPLICATOR MACHINE REF MINI APPL  
SCALE - DWG NO 1385801 SHEET 1 OF 1 REV A

CASE CODE 00779 CUSTOMER AND ASSEMBLY DRAWING

THIS DRAWING IS UNRELEASED. RELEASED FOR PUBLICATION BY AMP INCORPORATED. ALL RIGHTS RESERVED. COPYRIGHT 2004

1385801